

xclub

3 YEARS
WARRANTY



**EN**

Recessed, fixed spots for interior, equipped with COB LED, electrostatically painted in mat white, gold or mat black.



Can be installed individually or in single, double or triple recessed frames.



The frames must be ordered separately.



Body of die-cast aluminum, electrostatically painted, heat sink of die-cast aluminum.



Reflector of chromed polycarbonate and clear glass diffuser.



Constant current LED driver has to be ordered separately.

Range of applications

General or accent lighting in commercial areas, museums and other exhibition spaces, residential and recreational areas.

RO

Spoturi fixe pentru montaj încadrat în interior, echipate cu LED-uri COB, vopsite în câmp electrostatic în variante de culori alb mat, auriu sau negru mat.

Pot fi montate individual sau în rame de încadrare (comandate separat) cu unu, doua sau trei posturi.

Corpul din aluminiu turnat, vopsit în câmp electrostatic, radiatorul din aluminiu turnat.

Reflector din policarbonat cromat, dispersor din sticlă clară.

Alimentatorul în curent constant se comandă separat.

Aplicații

Iluminatul general sau de accent în spații comerciale, muzee și alte spații de expunere, zone rezidențiale și zone de agrement.

IT

Faretti fissi da incasso per interni, dotati di LED COB, verniciati a polveri nelle varianti colore bianco opaco, oro o nero opaco.

Possono essere montati singolarmente o utilizzando apposite cornici (da ordinare separatamente) in combinazioni di uno, due o tre moduli.

Corpo in alluminio pressofuso, verniciato a polveri, dissipatore in alluminio pressofuso.

Riflettore in policarbonato cromato, diffusore in vetro trasparente.

Alimentatore a corrente costante da ordinare separatamente.

Campi di applicazione

Illuminazione generale o d'accento in musei, spazi espositivi, aree residenziali e ricreative.

**TRIAC****IMPORTANT**

On request the luminaires from this family can be equipped with DALI drivers or TRIAC dimmable drivers.

IMPORTANT

La cerere corpurile de iluminat din această familie pot fi echipate cu alimentatoare DALI sau alimentatoare dimabile TRIAC.

IMPORTANTE

Su richiesta gli apparecchi di questa famiglia possono essere equipaggiati con alimentatori DALI o alimentatori dimmerabili TRIAC.



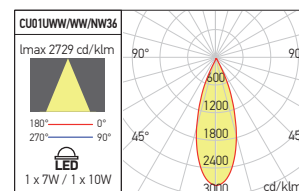
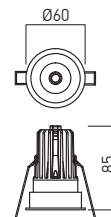
xclub

LED MODULES CU01



FINISHING AVAILABLE

MWH MBK GD



Code	Finishing	LED type	Power	Output current/voltage driver	Driver	LED flux	System flux	CCT	CRI	Optics	Weight
CU01UWW36 MWH	MWH	COB BRIDGELUX	1x7/10W	350 / 2-20V DC 500 mA / 2-20V DC	Excluded	600 lm / 820 lm	372 lm / 491 lm	2700K	90	36° Ø55 mm	0,14 kg
CU01WW36 MWH	MWH	COB BRIDGELUX	1x7/10W	350 / 2-20V DC 500 mA / 2-20V DC	Excluded	618 lm / 848 lm	383 lm / 506 lm	3000K	90	36° Ø55 mm	0,14 kg
CU01NW36 MWH	MWH	COB BRIDGELUX	1x7/10W	350 / 2-20V DC 500 mA / 2-20V DC	Excluded	655 lm / 899 lm	579 lm / 772 lm	4000K	80	36° Ø55 mm	0,14 kg
CU01UWW36 BK	MBK	COB BRIDGELUX	1x7/10W	350 / 2-20V DC 500 mA / 2-20V DC	Excluded	600 lm / 820 lm	372 lm / 491 lm	2700K	90	36° Ø55 mm	0,14 kg
CU01WW36 BK	MBK	COB BRIDGELUX	1x7/10W	350 / 2-20V DC 500 mA / 2-20V DC	Excluded	618 lm / 848 lm	383 lm / 506 lm	3000K	90	36° Ø55 mm	0,14 kg
CU01NW36 BK	MBK	COB BRIDGELUX	1x7/10W	350 / 2-20V DC 500 mA / 2-20V DC	Excluded	655 lm / 899 lm	579 lm / 772 lm	4000K	80	36° Ø55 mm	0,14 kg
CU01UWW36 GD	GD	COB BRIDGELUX	1x7/10W	350 / 2-20V DC 500 mA / 2-20V DC	Excluded	600 lm / 820 lm	372 lm / 491 lm	2700K	90	36° Ø55 mm	0,14 kg
CU01WW36 GD	GD	COB BRIDGELUX	1x7/10W	350 / 2-20V DC 500 mA / 2-20V DC	Excluded	618 lm / 848 lm	383 lm / 506 lm	3000K	90	36° Ø55 mm	0,14 kg
CU01NW36 GD	GD	COB BRIDGELUX	1x7/10W	350 / 2-20V DC 500 mA / 2-20V DC	Excluded	655 lm / 899 lm	579 lm / 772 lm	4000K	80	36° Ø55 mm	0,14 kg

RECOMMENDED CC DRIVERS 350 mA



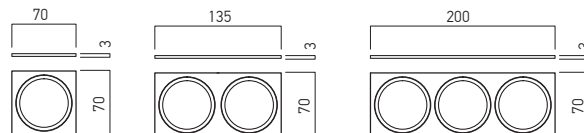

RECOMMENDED CC DRIVERS 500 mA



FRAMES CU01

FINISHING AVAILABLE

MWH MBK

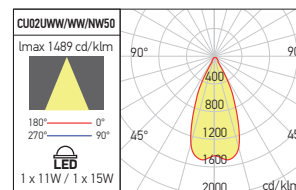


Code	Finishing	Description	Weight
CUS1 MWH	MWH	White frame for 1 LED module CU01 model	0,02 kg
CUS2 MWH	MWH	White frame for 2 LED module CU01 model	0,03 kg
CUS3 MWH	MWH	White frame for 3 LED module CU01 model	0,05 kg
CUS1 BK	MBK	Black frame for 1 LED module CU01 model	0,02 kg
CUS2 BK	MBK	Black frame for 2 LED module CU01 model	0,03 kg
CUS3 BK	MBK	Black frame for 3 LED module CU01 model	0,05 kg

LED MODULES CU02

FINISHING AVAILABLE

MWH MBK GD



Code	Finishing	LED type	Power	Output current/voltage driver	Driver	LED flux	System flux	CCT	CRI	Optics	Weight
CU02UWW50 MWH	MWH	COB BRIDGELUX	1x11/15W	500 / 2-24V DC 700 mA / 2-22V DC	Excluded	880 lm / 1200 lm	721 lm / 959 lm	2700K	90	50°	0,27 kg
CU02WW50 MWH	MWH	COB BRIDGELUX	1x11/15W	500 / 2-24V DC 700 mA / 2-22V DC	Excluded	908 lm / 1241 lm	743 lm / 984 lm	3000K	90	50°	0,27 kg
CU02NW50 MWH	MWH	COB BRIDGELUX	1x11/15W	500 / 2-24V DC 700 mA / 2-22V DC	Excluded	953 lm / 1302 lm	780 lm / 1206 lm	4000K	80	50°	0,27 kg
CU02UWW50 BK	MBK	COB BRIDGELUX	1x11/15W	500 / 2-24V DC 700 mA / 2-22V DC	Excluded	880 lm / 1200 lm	721 lm / 959 lm	2700K	90	50°	0,27 kg
CU02WW50 BK	MBK	COB BRIDGELUX	1x11/15W	500 / 2-24V DC 700 mA / 2-22V DC	Excluded	908 lm / 1241 lm	743 lm / 984 lm	3000K	90	50°	0,27 kg
CU02NW50 BK	MBK	COB BRIDGELUX	1x11/15W	500 / 2-24V DC 700 mA / 2-22V DC	Excluded	953 lm / 1302 lm	780 lm / 1206 lm	4000K	80	50°	0,27 kg
CU02UWW50 GD	GD	COB BRIDGELUX	1x11/15W	500 / 2-24V DC 700 mA / 2-22V DC	Excluded	880 lm / 1200 lm	721 lm / 959 lm	2700K	90	50°	0,27 kg
CU02WW50 GD	GD	COB BRIDGELUX	1x11/15W	500 / 2-24V DC 700 mA / 2-22V DC	Excluded	908 lm / 1241 lm	743 lm / 984 lm	3000K	90	50°	0,27 kg
CU02NW50 GD	GD	COB BRIDGELUX	1x11/15W	500 / 2-24V DC 700 mA / 2-22V DC	Excluded	953 lm / 1302 lm	780 lm / 1206 lm	4000K	80	50°	0,27 kg

RECOMMENDED CC DRIVERS 500 mA



AT201



ATD500.12



AT301

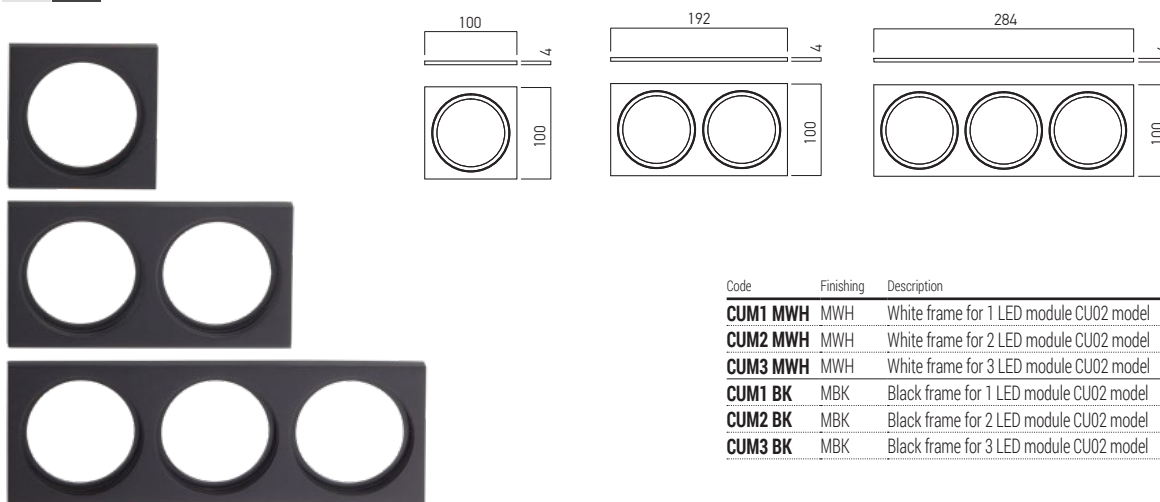


ATD700.18

FRAMES CU02

FINISHING AVAILABLE

MWH MBK



Code	Finishing	Description	Weight
CUM1 MWH	MWH	White frame for 1 LED module CU02 model	0,06 kg
CUM2 MWH	MWH	White frame for 2 LED module CU02 model	0,11 kg
CUM3 MWH	MWH	White frame for 3 LED module CU02 model	0,14 kg
CUM1 BK	MBK	Black frame for 1 LED module CU02 model	0,06 kg
CUM2 BK	MBK	Black frame for 2 LED module CU02 model	0,11 kg
CUM3 BK	MBK	Black frame for 3 LED module CU02 model	0,14 kg