

xpill square surface

**5 YEARS
WARRANTY**


EN

Ceiling mounting light fittings, square shape, equipped with SMD LEDs with variable color temperature, between 3000K, 4000K or 6000K.

For 80W the luminaires are single color LED temperature. Backlit technology of LEDs arrangement.

The suspension accessory must be ordered separately.

Housing of aluminum board electrostatically painted with sandblasted finishing.

Fixing device made of steel sheet.

Diffuser of satin polycarbonate.

Constant current LED driver included.

Block of terminals 2P+N (10A/250V/2,5 mm²).

Three-position switch for ranging the color temperature between 3000K, 4000K or 6000K, for the CCT versions.

Range of applications

General lighting in offices, reception areas, conference rooms, schools, hospitals and commercial spaces.

RO

Corpuri de iluminat cu montaj pe plafon, formă pătrată, echipate cu LED-uri SMD, cu posibilitatea de schimbare a temperaturii de culoare 3000K, 4000K și 6000K.

Pentru versiunea de 80W corpurile de iluminat sunt echipate doar cu LED-uri cu o singură temperatură de culoare.

Tehnologie de dispunere a LED-urilor tip iluminat din spate.

Accesorii de suspendare se comandă separat.

Corpul din tablă de aluminiu, vopsit în câmp electrostatic cu finisaj sablat.

Bridă de fixare din tablă de oțel.

Dispensur din policarbonat satinat. Alimentator LED în curent constant inclus.

Clemă de conexiuni 2P+N (10A/250V/2,5 mm²).

Buton cu trei poziții pentru alegerea temperaturii de culoare între 3000K, 4000K sau 6000K, pentru versiunile CCT.

Aplicații

Iluminatul general în birouri, zone de recepție, săli de conferințe, școli, spitale și spații comerciale.

IT

Apparecchi per montaggio a soffitto, forma quadrata, equipaggiati di LED SMD, con la possibilità di cambiare la temperatura del colore tra 3000K, 4000K o 6000K.

Per le versioni di 80W sono disponibili apparecchi con una singola temperatura del colore.

Tecnologia backlight di disposizione dei LED.

L'accessorio di sospensione deve essere ordinato separatamente.

Corpo in lamiera di alluminio, verniciato a polveri con finitura sabbiata.

Staffa di fissaggio in lamiera di acciaio.

Diffusore in policarbonato satinato.

Alimentatore LED in corrente costante, incluso.

Morsettiera 2P+N (10A/250V/2,5 mm²).

Interruttore a tre posizioni per la scelta della temperatura del colore tra 3000K, 4000K o 6000K, per le versioni CCT.

Campi di applicazione

Illuminazione generale di uffici, aree ricettive, sale per conferenze, scuole, ospedali e negozi.

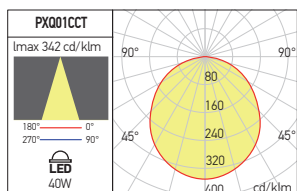
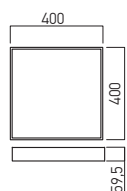



see also xpill square
suspended
at page 160

PXQ01

FINISHING AVAILABLE

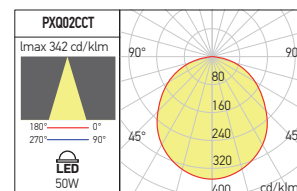
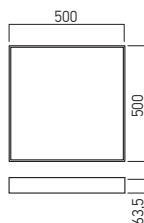

SWH SBK



PXQ02

FINISHING AVAILABLE

SWH SBK

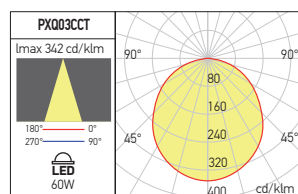
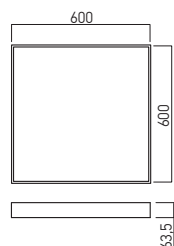



Code	Finishing	LED type	Power	Input voltage	Output current/voltage driver	Driver	LED flux	System flux	CCT	CRI	Optics	Weight
PXQ01CCT SWH	SWH	SMD 2835	40W	220-240V AC	1000 mA / 28-40V DC	Included	5040 lm	3871 lm	3000/4000/6000K	80	110°	2,30 kg
PXQ01CCT SBK	SBK	SMD 2835	40W	220-240V AC	1000 mA / 28-40V DC	Included	5040 lm	3871 lm	3000/4000/6000K	80	110°	2,30 kg
PXQ02CCT SWH	SWH	SMD 2835	50W	220-240V AC	1050 mA / 29-48V DC	Included	6720 lm	5095 lm	3000/4000/6000K	80	110°	3,65 kg
PXQ02CCT SBK	SBK	SMD 2835	50W	220-240V AC	1050 mA / 29-48V DC	Included	6720 lm	5095 lm	3000/4000/6000K	80	110°	3,65 kg

PXQ03

FINISHING AVAILABLE

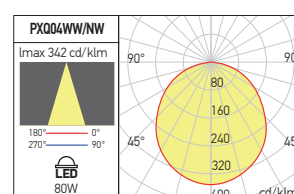
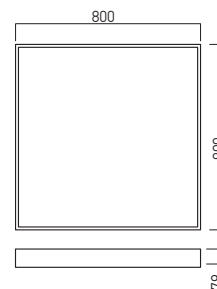
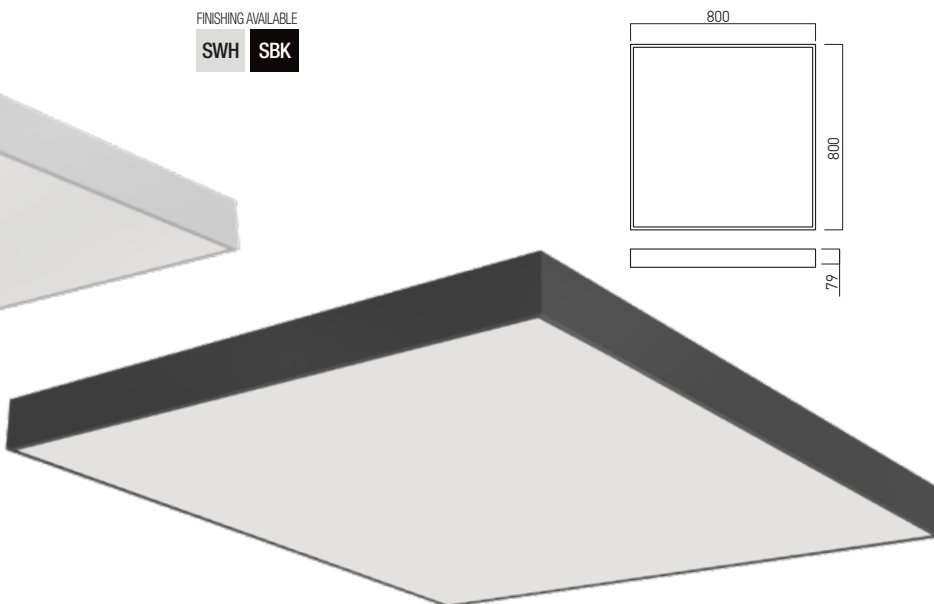
SWH SBK



PXQ04

FINISHING AVAILABLE

SWH SBK



Code	Finishing	LED type	Power	Input voltage	Output current/voltage driver	Driver	LED flux	System flux	CCT	CRI	Optics	Weight
PXQ03CCT SWH	SWH	SMD 2835	60W	220-240V AC	1400 mA / 38-53V DC	Included	8658 lm	6472 lm	3000/4000/6000K	80	110°	5,09 kg
PXQ03CCT SBK	SBK	SMD 2835	60W	220-240V AC	1400 mA / 38-53V DC	Included	8658 lm	6472 lm	3000/4000/6000K	80	110°	5,09 kg
PXQ04WW SWH	SWH	SMD 2835	80W	220-240V AC	1600 mA / 35-50V DC	Included	9590 lm	7846 lm	3000K	80	110°	10,00 kg
PXQ04WW SBK	SBK	SMD 2835	80W	220-240V AC	1600 mA / 35-50V DC	Included	9590 lm	7846 lm	3000K	80	110°	10,00 kg
PXQ04NW SWH	SWH	SMD 2835	80W	220-240V AC	1600 mA / 35-50V DC	Included	10080 lm	8336 lm	4000K	80	110°	10,00 kg
PXQ04NW SBK	SBK	SMD 2835	80W	220-240V AC	1600 mA / 35-50V DC	Included	10080 lm	8336 lm	4000K	80	110°	10,00 kg

xpill square suspended

5 YEARS
WARRANTY



EN

Suspended or ceiling mounting (with the appropriate accessory) light fittings, square shape, equipped with SMD LEDs with variable color temperature, between 3000K, 4000K or 6000K.

80W luminaires are single color LED temperature.

Backlit technology of LEDs arrangement.

The suspension accessory must be ordered separately.

Housing of aluminum board electrostatically painted with sandblasted finishing.

Fixing device made of steel sheet. Diffuser of satin polycarbonate.

Constant current LED driver included. Block of terminals 2P+N (10A/250V/2,5 mm²).

Three-position switch for ranging the color temperature between 3000K, 4000K or 6000K, for the CCT versions.

Range of applications

General lighting in offices, reception areas, conference rooms, schools, hospitals and commercial spaces.

RO

Corpuri de iluminat cu montaj pe plafon sau suspendat (cu accesoriul corespunzător), formă pătrată, echipate cu LED-uri SMD, cu posibilitatea de schimbare a temperaturii de culoare 3000K, 4000K și 6000K.

Pentru versiunea de 80W corpurile de iluminat sunt echipate doar cu LED-uri cu o singură temperatură de culoare.

Tehnologie de dispunere a LED-urilor tip iluminat din spate.

Accesoriul de suspendare se comandă separat.

Corpul din tablă de aluminiu, vopsit în câmp electrostatic cu finisaj sablat.

Bridă de fixare din tablă de oțel.

Dispensur din policarbonat satinat.

Alimentator LED în curent constant inclus.

Clemă de conexiuni 2P+N (10A/250V/2,5 mm²).

Buton cu trei poziții pentru alegerea temperaturii de culoare între 3000K, 4000K sau 6000K, pentru versiunile CCT.

Aplicații

Iluminatul general în birouri, zone de recepție, săli de conferințe, școli, spitale și spații comerciale.

IT

Apparecchi per montaggio a soffitto o a sospensione (con l'accessorio appropriato), forma quadrata, equipaggiati di LED SMD, con la possibilità di cambiare la temperatura del colore tra 3000K, 4000K o 6000K.

Le versioni da 80W sono disponibili con una singola temperatura del colore.

Tecnologia Backlight di disposizione dei LED.

L'accessorio di sospensione deve essere ordinato separatamente.

Corpo in lamiera di alluminio, verniciato a polveri con finitura sabbiata.

Staffa di fissaggio in lamiera di acciaio.

Diffusore in policarbonato satinato.

Alimentatore LED in corrente costante, incluso.


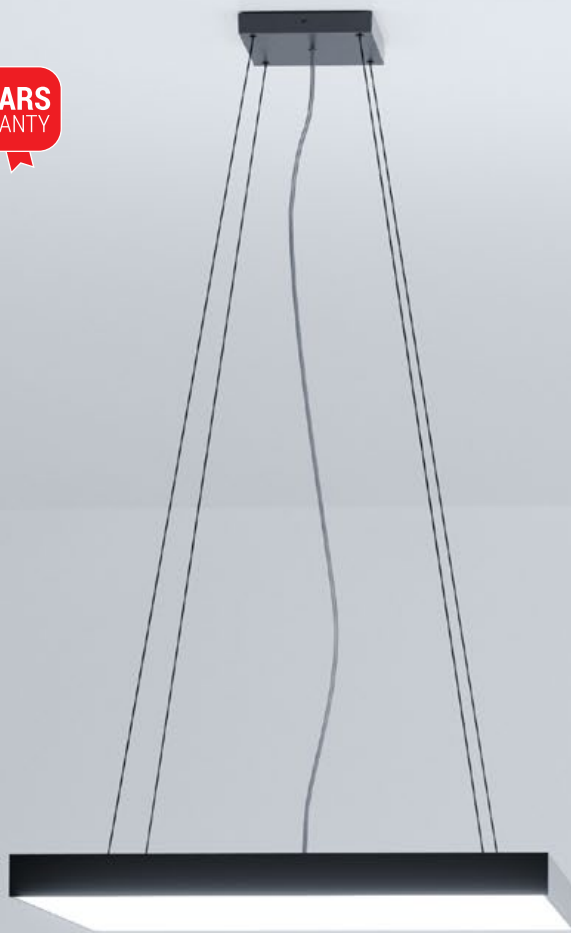
Morsettiere 2P+N (10A/250V/2,5 mm²).

Interruttore a tre posizioni per la scelta della temperatura di colore tra 3000K,

4000K o 6000K, per le versioni CCT.

Campi di applicazione

illuminazione generale di uffici, aree ricettive, sale per conferenze, scuole, ospedali e negozi.



see also xpill square
surface

at page 178



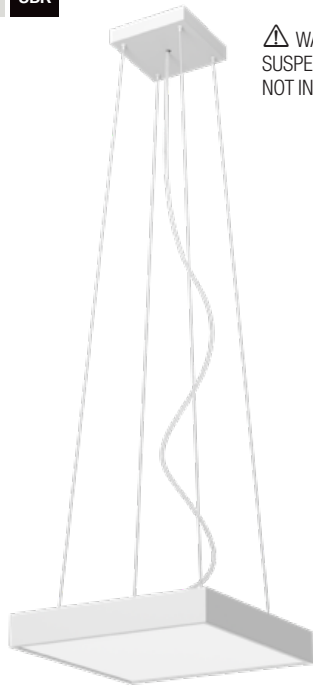
xpill square suspended



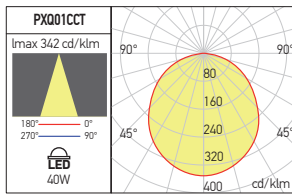
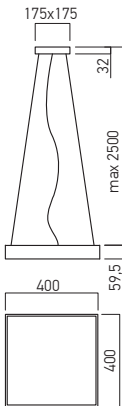
PXQ01

FINISHING AVAILABLE

SWH SBK



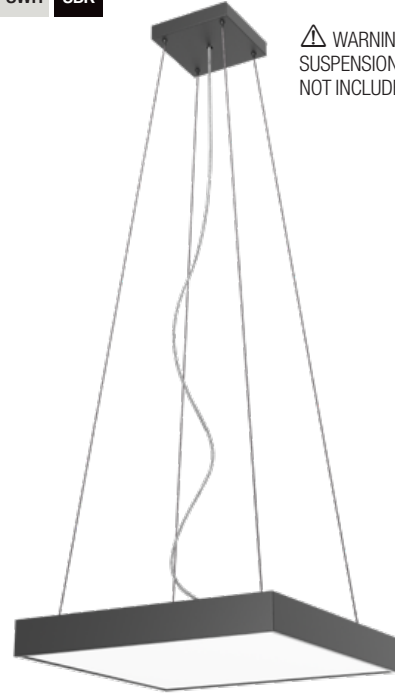
⚠ WARNING!
SUSPENSION SYSTEMS
NOT INCLUDED



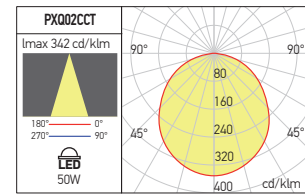
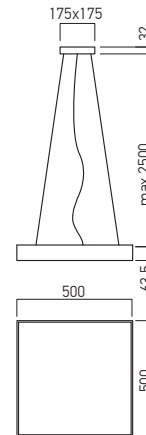
PXQ02

FINISHING AVAILABLE

SWH SBK



⚠ WARNING!
SUSPENSION SYSTEMS
NOT INCLUDED



Code	Finishing	LED type	Power	Input voltage	Output current/voltage driver	Driver	LED flux	System flux	CCT	CRI	Optics	Weight
PXQ01CCT SWH	SWH	SMD 2835	40W	220-240V AC	1000 mA / 28-40V DC	Included	5040 lm	3871 lm	3000/4000/6000K	80	110°	2,30 kg
PXQ01CCT SBK	SBK	SMD 2835	40W	220-240V AC	1000 mA / 28-40V DC	Included	5040 lm	3871 lm	3000/4000/6000K	80	110°	2,30 kg
PXQ02CCT SWH	SWH	SMD 2835	50W	220-240V AC	1050 mA / 29-48V DC	Included	6720 lm	5095 lm	3000/4000/6000K	80	110°	3,65 kg
PXQ02CCT SBK	SBK	SMD 2835	50W	220-240V AC	1050 mA / 29-48V DC	Included	6720 lm	5095 lm	3000/4000/6000K	80	110°	3,65 kg

SUSPENSION SYSTEMS

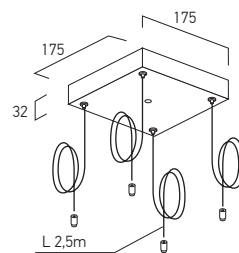
Suspension systems with four twisted steel wires, maximum length of 2.5m, 2P+N power supply cable (3m, with transparent silicone cover) and steel box for electrical connections, ceiling mounted, electrostatically painted.

Sisteme de suspendare cu patru fire torsadate din oțel, lungimea maximă de 2,5m, cablu de alimentare 2P+N (3m, cu înveliș din silicon transparent) și cutie din oțel pentru conexiunile electrice, cu montaj pe tavan, vopsită în câmp electrostatic.

Sistemi di sospensione con quattro fili in acciaio intrecciato, lunghezza massima di 2,5m, cavo di alimentazione 2P+N (3m, rivestito in silicone trasparente) e basetta in acciaio per connessioni elettriche, con montaggio a soffitto, verniciata a polveri.

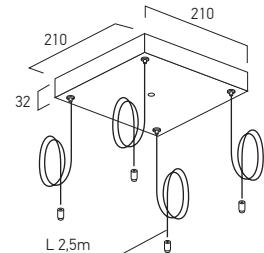
FINISHING AVAILABLE

SWH SBK



FINISHING AVAILABLE

SWH SBK

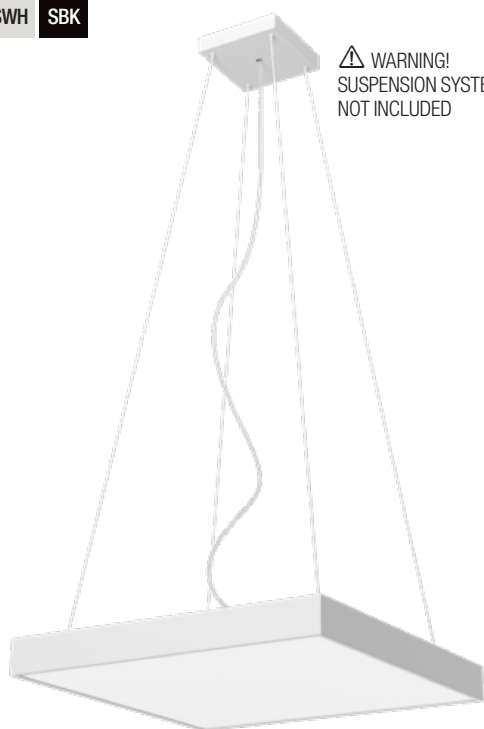


Code	Finishing	Supported models	Weight	Code	Finishing	Supported models	Weight
PXQ0123SU SWH	SWH	PXQ01/02/03	0,75 kg	PXQ04SU SWH	SWH	PXQ04	0,84 kg
PXQ0123SU SBK	SBK	PXQ01/02/03	0,75 kg	PXQ04SU SBK	SBK	PXQ04	0,84 kg

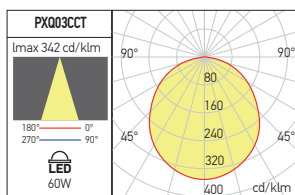
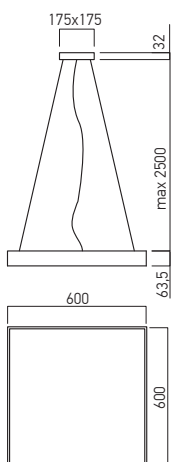
PXQ03

FINISHING AVAILABLE

SWH SBK



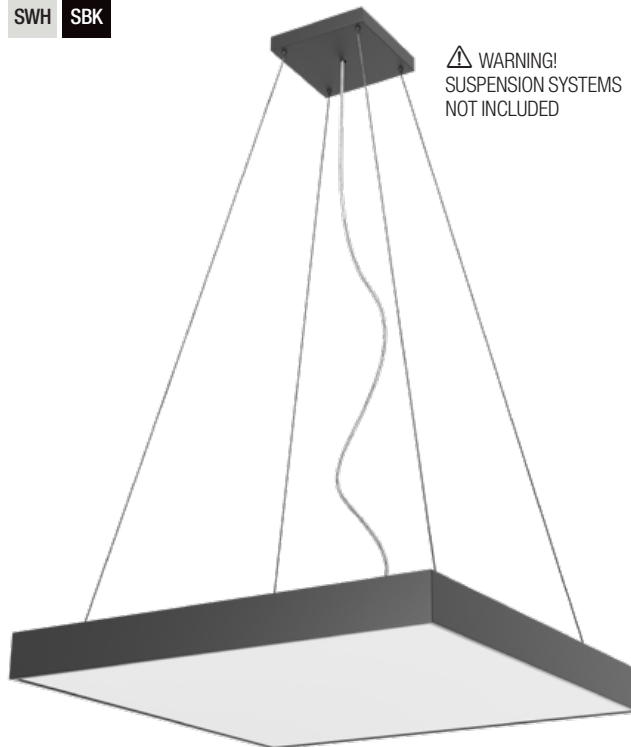
⚠ WARNING!
SUSPENSION SYSTEMS
NOT INCLUDED



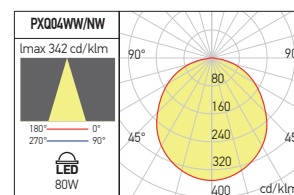
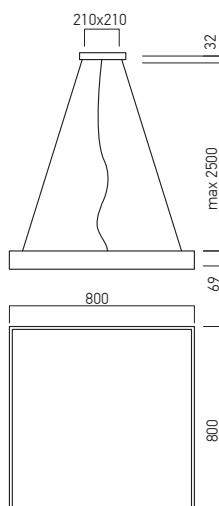
PXQ04

FINISHING AVAILABLE

SWH SBK



⚠ WARNING!
SUSPENSION SYSTEMS
NOT INCLUDED



Code	Finishing	LED type	Power	Input voltage	Output current/voltage driver	Driver	LED flux	System flux	CCT	CRI	Optics	Weight
PXQ03CCT SWH	SWH	SMD 2835	60W	220-240V AC	1400 mA / 38-53V DC	Included	8658 lm	6472 lm	3000/4000/6000K	80	110°	5,09 kg
PXQ03CCT SBK	SBK	SMD 2835	60W	220-240V AC	1400 mA / 38-53V DC	Included	8658 lm	6472 lm	3000/4000/6000K	80	110°	5,09 kg
PXQ04WW SWH	SWH	SMD 2835	80W	220-240V AC	1600 mA / 35-50V DC	Included	9590 lm	7846 lm	3000K	80	110°	10,00 kg
PXQ04WW SBK	SBK	SMD 2835	80W	220-240V AC	1600 mA / 35-50V DC	Included	9590 lm	7846 lm	3000K	80	110°	10,00 kg
PXQ04NW SWH	SWH	SMD 2835	80W	220-240V AC	1600 mA / 35-50V DC	Included	10080 lm	8336 lm	4000K	80	110°	10,00 kg
PXQ04NW SBK	SBK	SMD 2835	80W	220-240V AC	1600 mA / 35-50V DC	Included	10080 lm	8336 lm	4000K	80	110°	10,00 kg

⚠ WARNING! SUSPENSION SYSTEMS NOT INCLUDED

Suspension systems are not included, have to be ordered separated.

Sistemele de suspendare nu sunt incluse, trebuiesc comandate separat.

Il sistema di sospensione non è incluso, deve essere ordinato separatamente.